

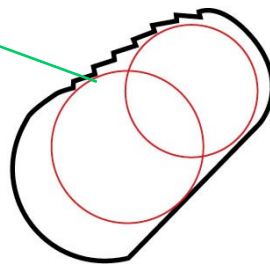

The Insulin Pen Needle Removal Feature on USON lids

Universal needle remover for Insulin needles fitting all existing diameters.


The lid on the USON sharps containers has been improved. Regardless of the brand and diameter of the Insulin Pen, all types of needles can be removed by using the new conic aperture in the USON lid.

Instructions

The conic remover feature makes the diameter of the needle unimportant. All prevailing models fit the close grip in the aperture. Thus needles with large diameters will be secured in the larger section and smaller diameters in the narrow section of the aperture.



Ø: 10 - 12 mm



1 The pen needle is put into the larger section of the aperture.

2 Move the pen towards the narrow part of the aperture into a close.

3 When the pen is secured in the aperture, twist the pen needle off the syringe.

4 If the pen needle is stuck in the lid, give it a light push so it falls into the container..



Please note that the process will be easier using a USON table disc.



ISO 9001 · ISO 13485
Management System Certification
BUREAU VERITAS
Certification Denmark A/S



USON PLAST A/S is certified by BVQI according to DS/EN ISO 9001 and 13485